

Canadian Prairie Lily Society

Newsletter

March 2008

Number 119

President's Message

Let's get ready for gardening in 2008. There has been enough of winter. Spring is just around the corner and with any luck the first *Viola* or "Johnny Jump-up" is just waiting to pop up; even a weed would look good at this time of year.

The executive has been working on events for 2008 and hope our members can part take in them. Our **Annual General Meeting** will be held on Sunday, April 20th at 1:30PM at Dutch Growers Garden centre, 685 Reid Road, Saskatoon. The theme for this year's meeting is '**Showing Lilies**'. Our main speaker is **Bonnie Lundberg** an experienced gardener, excellent flower arranger and floral art judge. Bonnie's topic is "**Arranging with Lilies**". She will not only speak about flower arranging with lilies but will also demonstrate some techniques. Many of you will be inspired by the possibilities for lilies in arrangements and we hope to see your arrangements on the 2008 show bench. There will be a **very** brief meeting to take care of society business. Elections will be held at this meeting and nominations from the floor can be made; volunteers for positions are always welcome. CPLS executive and directors usually meet about 4-5(max) times a year – winter, spring summer and fall. The meetings are usually the 2nd Tuesday of the month and run about 2 hours in length. So don't let the idea of a meeting put you off from volunteering for a position –the meetings are few, short and usually sweet! If you are willing to take on a position **Contact:** Barbara Adams-Eichendorf at (306) 947-2830 or email Barbara at barbae@sasktel.net. Following the business meeting there will be another information session- '**Transporting & Grooming Lilies for Show**' will be

given by Barbara Adams-Eichendorf and Margaret Driver. Hope to see all at the meeting.

Gardenscape'08 will be held on March 28, 29, and 30, at the Saskatoon Prairieland Exhibition, Saskatoon. Jim Sullivan is chairman of this event. Please consider volunteering to work at our booth **contact:** Jim at 477-1767. This event is always fun – meeting the public and lily friends and finding one more plant you can't live without! Volunteers get a **pass** that will give them free admission to the event and the CPLS booth.

There are several more major events in the CPLS calendar- Expanding **Our Borders** (an event in June with The Saskatchewan Perennial Society), our **Annual Show** in July and our **Bulb sale** in September. See more details about these events in the upcoming summer (June) and fall (September) newsletters.

With this issue of the newsletter CPLS is providing members with a current membership list. I think this will help members "find" each other – a lily person may be just around the corner from you!

Margaret Driver.

Editors Desk

Once again your editors of this newsletter are requesting articles, letters etc, from the membership to help make the newsletter an informative one. We know that many of you have a good deal of knowledge to share with your fellow lily growers about growing, showing and/or hybridizing lilies. The one fast and easy way to share this knowledge is through this newsletter. So get your thoughts on paper or send them flying through cyberspace so we can share and enjoy your experiences with lilies.

If you have any questions regarding lilies you would like answered please send them. We will do our best to help you out.

We would also appreciate hearing from you about what you would like to see/read in your newsletter.

All articles, letters, etc., will be considered for publication. Please include your name and complete address with your article. Newsletter **DEADLINES** are February 15, May 15, August 15 and November 15.

Mail to: **CPLS NEWSLETTER EDITORS**
Margaret/Ed Driver
182 Dore Crescent
Saskatoon, SK, Canada
S7K 4X7

Email to: mlily@sasktel.net

WWW.prairielily.ca the CPLS Website.....

I would appreciate receiving articles and photos from members. Many society members grow more than lilies; photos of your gardens are most welcome as are your comments about the companion plants that you grow with your lilies. Thanks to all that have helped with photos and articles to date!

You can contact me at webmaster@prairielily.ca or at edriver@sasktel.net or by mail at 182 Dore Crescent, Saskatoon, Saskatchewan, S7K 4X7.

Kind regards.
 Ed

CPLS Library update

The Canadian Prairie Lily Society has a Library that is open to all members. To obtain a copy of any item in the CPLS Library just contact the Librarian and the material(s) can be **mailed out** to you or you can arrange to pick them up and return them yourself.

The lending period for materials is three weeks unless other arrangements are made with the librarian.

If the materials are to be mailed out -the materials will

be mailed via **first class postage, insured**; as soon as possible after receiving your request. We ask that the materials requested be returned to the library within three weeks of receiving by **first class postage, insured**.

CPLS LIBRARIAN:

Dorothy Bird, #5 Valens Drive, Saskatoon, SK S7L 3R8
 (306) 382 3650

LIBRARY TITLES

THE NORTH AMERICAN LILY SOCIETY YEARBOOKS –
1946 -2008

QUARTERLY BULLETINS of THE NORTH AMERICAN
LILY SOCIETY – 1967-2008

THE INTERNATIONAL LILY REGISTER(S)

LILIES – Woodcock & Coutts

LILIES - Jan de Graaf & Edward Hyams

LILIES - Richard Bird – *An Illustrated Identifier & Guide
to Cultivation*

LILIES – J.G. Campbell – *Amateur Gardening
Handbook No. 21*

LILIES – F.F.Rockwell, Esther C. Grayson & Jan de
Graaf – *The Complete Book of Lilies*

LILIES – E.A. McRae – *A Guide for Growers &
Collectors*

LILIES – M. Jefferson-Brown & H. Howland – *The
Gardener's Guide to Growing Lilies*

LILIES – Let's Grow Lilies - NALS

LILIES – Lilies 1973 & Other Liliaceae

LILIES - Growing from Seed

LILIES – Earl N. Hornback – *Lily Culture in Ten Easy
Lessons*

LILIES – Lily Disease Handbook – North American Lily
Society

LILIES – Lily Judging Handbook – North American Lily
Society

LILIES – Named Lily Hybrids & Their Origins

The Colour Dictionary of GARDEN PLANTS

Horticultural Horizons – Frank Leith Skinner
Guide to Breeder's Rights

Gardening Under Artificial Light

Handbook on Biological Control of Plant Pests

Important notices

NEWSLETTERS via E-MAIL- CPLS is moving into the realm of E-mail delivery of its newsletter. If you wish to receive your newsletter via E-mail all you need is a computer, an E-mail account and Adobe Acrobat Reader to receive your letter in as a pdf file. Now what the CPLS newsletter crew need is your E-mail address. If you haven't already provided your E-mail address on your membership form you can E-mail your information to: **Art Delahey** at: delahay@shaw.ca

HELP WANTED for CPLS LILY PLOTS: Currently CPLS has three lily plots that need maintenance through the growing season. The plots are used to grow many of the lily bulbs we use to sell in our sales (monies going to fund the Society's scholarships, newsletter and annual show, etc) and to maintain a stock of historically important lilies for future hybridization and still grace our gardens. Our current plot manager Stan Dunville would greatly appreciate having members volunteer to help with maintenance this coming season. Time required of a volunteer is not great when many hands are present to help with the work. The times can be easily arranged for individuals to volunteer – usually an hour or so/ weekly or bi-weekly. So, if you like to garden spend some extra time out doors and help your Society maintain its plots please **contact: Stan Dunville (306) 343-1963 or Email: sdunville@shaw.ca**

VOLUNTEERS NEEDED FOR CPLS EXECUTIVE & DIRECTORSHIP POSITIONS:

Many of the current executive and directors for your society have served for a long period of time this is good but too much of a good thing can become detrimental to an organization.

The **position of Vice-president** has been vacant for a number of years – this is NOT a good thing. CPLS needs someone to step forward and assume this position. The vice presidency is important to an organization in that this position grooms one to move into the position of president and allows for a smooth transition. The current

executive would really like to see someone in our society step forward and assume this job.

Anyone can volunteer to stand for an elected position on the executive and directors board. Elections will be held at this year's annual general meeting. Nominations from the floor are welcome. If you are interested in volunteering for a position you may **contact** Barbara Adams-Eichendorf (306) 9472830 or Email: barbae@sasktel.net

The executive meet 4-5 times a year in Saskatoon and meetings are about 2 hours long. A strong interested executive creates a strong society.

CPLS NEEDS YOU!

Margaret Driver, CPLS President.
mlily@sasktel.net

CPLS MEMBERSHIP LIST

In the past CPLS included a membership list in one of the quarterly newsletters. Once again you will find a membership list with the March Newsletter. We hope this will encourage members to get to know one another and exchange lily lore, visit a few gardens and make new friends. Please check the list for errors and omissions. To add your telephone number and/or email address if missing from this list please provide these to me so appropriate updates can be made. **M. Driver, 182 Dore Cres., Saskatoon, SK, S7K 4X7**
mlily@sasktel.net

Coming Events

MARCH 28th, 29th, & 30th, 2008

Gardenscape 2008: Saskatoon's Annual Spring Gardening Show will be held at the Prairieland Exhibition Center, Saskatoon on March 28, 29, & 30. Once again CPLS will be participating at this event. See you there!


MARCH 29th, 2008

Manitoba Regional Lily Society: Spring Seminar & Annual General Meeting will be held at the Holiday Inn Airport West, 2520 Portage Ave., and Winnipeg, MB. Registration at 8:30am; \$25 fee includes coffee breaks and lunch. Speaker is Dr. Jim Ault is currently Director of Environmental Horticulture at the Chicago Botanic Garden. Contact: M. Puls, 99 Macalester Bay, Winnipeg, MB R3T2X6.

APRIL 20th, 2008

Canadian Prairie Lily Society Annual General Meeting & Spring Seminar: The meeting will be held at Dutch Grower's Gardening Center, 685 Reid Road, Saskatoon on Sunday, April 20th, **1:30 PM**. Our topic this year is **Showing Lilies: Lilies in Floral Design – Bonnie Lundberg**

and **Lily Stems: Transporting & Grooming Stems – Barbara Adams-Eichendorf & Margaret Driver**. See you at the meeting. Bring a friend. Everyone is welcome.



Coming events ...continued

JUNE, 2008


'EXPANDING OUR BORDERS'. "A Gardening Event".

This gardening event will be held in Saskatoon in June. For details see the June Newsletter.

JULY 2nd to 6th, 2008

NALS CONFERENCE & SHOW

Victoria Lily Society is hosting the North American Lily Conference & Show in 2008. The event is located in Sidney, British Columbia at the Mary Winespear Centre. For more information see www.nals2008.org or contact Sharon Flucker, Registrar, 6956 Central Saanich Road, Victoria, BC V8Z5V8 ; Sharon.flucker@shaw.ca



JULY 18th & 19th, 2008

Canadian Prairie Lily Society Show: The show will be held at The Mall at Lawson Heights, 134 Primrose Drive, Saskatoon. There will be a photo section again so you may wish to take the time during the non-gardening season to review your photos and get some entries prepared for the coming show. A show schedule and more details will appear in the June newsletter.

Selecting and Preparing Martagons for Showing

One should start to select a Martagon stem for the show when you first see them emerging in the spring. When you see a nose pushing up as big as a horse, so to speak, keep it under observation right up until show time. At the time it emerges and continues to grow this is when you may want to talk to it if you are so inclined. "Come on, you can do it. What a handsome spike you are going to become. My how tall and straight you are growing". You can do this as you are keeping it weed free, mulching it to keep its bulb cool and feeding it with a balanced fertilizer when it comes up and when its buds start to show.

As it grows, watch to see that it becomes a uniform balanced spike carrying a good number of flowers. Check to see that the flower placement on the stem have equal space. Check its vigour and condition, keeping away any pests or insects because you want it

as near a perfect stem as possible in order to garner that first place ribbon.

Now comes the time you are ready to cut the stem for the show. This is, of course, after you have shed a few tears, for you have become real close to this stem over the past two months. Where to cut this beautiful stem is most important. If one cuts the stem too close to the ground there will be no leaves left to feed the bulb and renew it for next year's growth. If one cuts it too high the stem will not be in good proportion to the inflorescence.

A good rule of thumb is to leave a third of the foliage on the plant. With a martagon, cut the stem so that you have at least one whorl of leaves. This means cutting it just above the second whorl of leaves from the flower inflorescence. This will give a good stalk for


the show container with a whorl of leaves nicely displayed one or two inches above the top of the container. Cut the stem with at least one floret (flower) open but the more that are open and are in a fresh state the better. Most exhibitors that live near the show site cut their entries after the first flowers have opened and bring them to the show in containers of water. Great care should be taken so that the blooms are not crushed, bruised or broken. Ideally pop bottles and their containers prove a good way to transport stem.

Before or at the show you will need to groom your stems, so that they are shown to their best advantage. First, look for unwanted hitchhikers such

as spiders, lady bugs, or the like. Clean of tree fluff, dirt, bird droppings, or spray residue from the leaves with a soft brush or a wet Q-tip. If a leaf has a brown end trim it off with a sharp scissors so that the contour of the stem remains the same. Check to see that no pollen has dropped off onto the petals. If this is so then gently clean it with a soft brush or Q-tip.

Now fill out your entry tags and have your stems placed on the show bench. Then sit back, relax and enjoy the show and dream of a winning stem.

Barrie Strohman, Neepawa, Manitoba



[Editor's note: Barrie's article *Selecting and Preparing Martagons for Showing* first appeared in the *Manitoba Regional Lily Society's Newsletter Vol.25 Issue 1, March 2008*. This article is perfect for CPLS Newsletter at this time. The CPLS Spring Information Meeting is dealing with Showing Lilies – Stems and Arrangements. Barrie's article deals specifically with martagons but the information applies to all lilies that are going to the show bench. Thanks to Barrie those attending our meeting will be ahead of the game! For gardeners who may not know Barrie Strohman, Barrie is a lily grower, lily showman, lily hybridizer living in Neepawa Manitoba. Visit *The Lilynook* in Neepawa and you will see the contributions Barrie has made to the world of lilies. **MED.]**